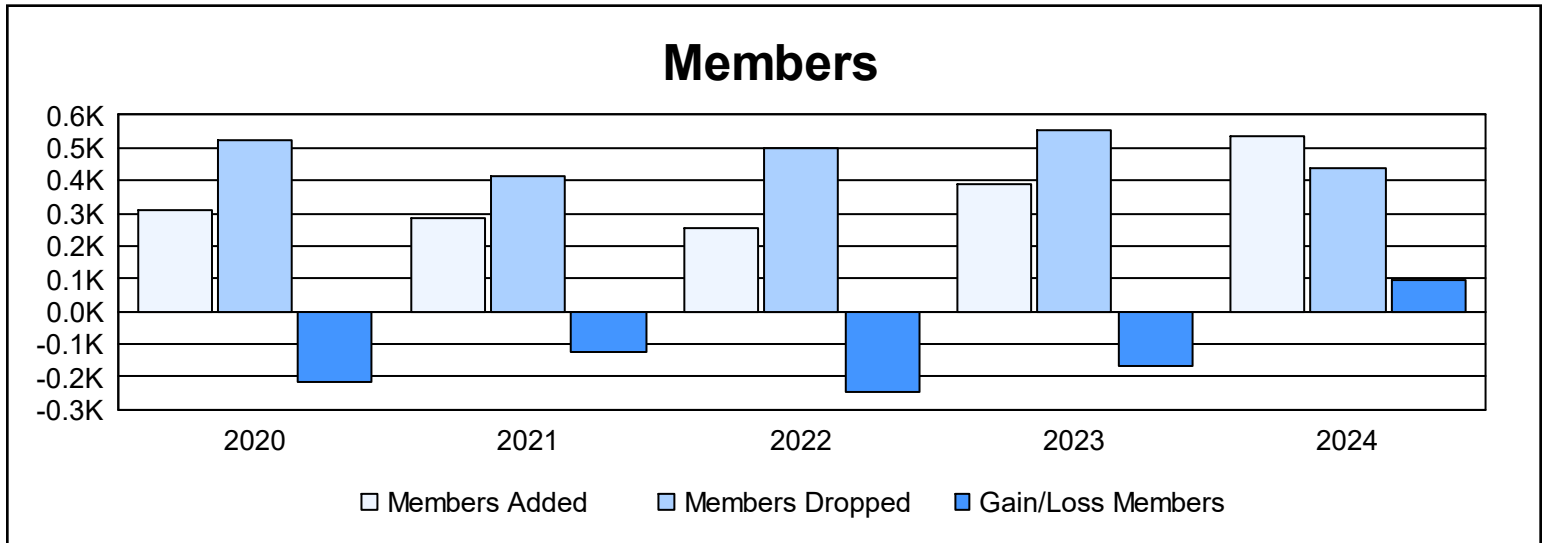
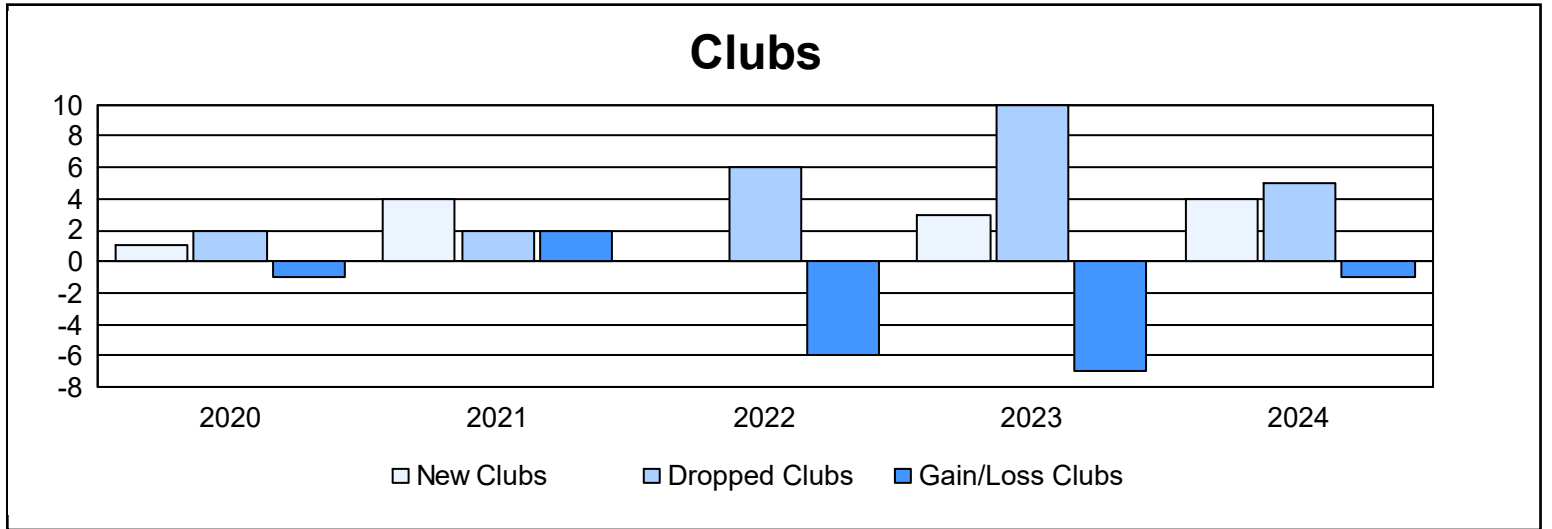


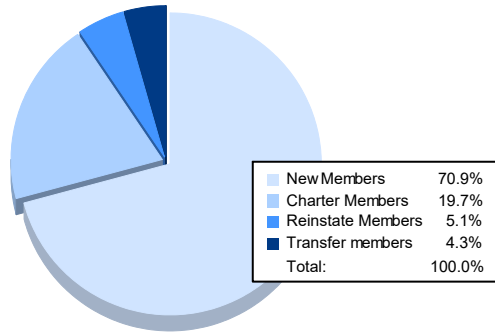
# Multiple District U

As of June 2024 Cumulative

Year	New Clubs	Dropped Clubs	Gain/ Loss Clubs	New Members	Charter Members	Reinstate Members	Transfer Members	Total Member Added	Total Members Dropped	Gain/ Loss Members
2019-2020	1	2	-1	237	24	39	8	308	522	-214
2020-2021	4	2	2	176	96	11	4	287	413	-126
2021-2022	0	6	-6	215	9	10	20	254	499	-245
2022-2023	3	10	-7	269	94	12	14	389	554	-165
2023-2024	4	5	-1	378	105	27	23	533	440	93
<b>Average</b>	<b>2</b>	<b>5</b>	<b>-3</b>	<b>255</b>	<b>66</b>	<b>20</b>	<b>14</b>	<b>354</b>	<b>486</b>	<b>-131</b>



### Membership Composition June 2024 Cumulative



### Gender Composition June 2024 Cumulative

